



Investor Presentation

August 2023



NXTBLOC®
AUTOCLAVED AERATED CONCRETE BLOCKS

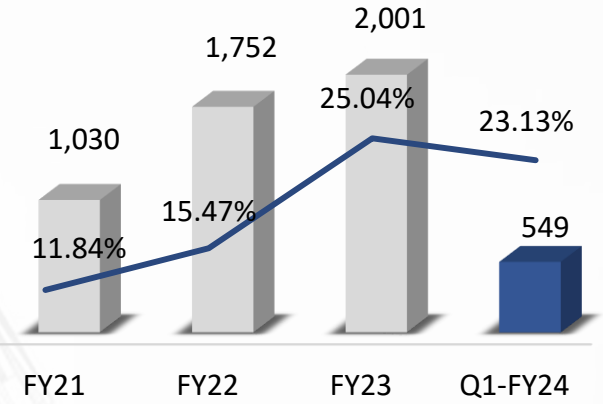
At a Glance

One of the Largest AAC Blocks Manufacturer in India with 8,25,000 CBM p.a.	Marquee Clientele of 100+ Realtors	Supply Chain across 9 Cities in 4 States	Early entrant in India for manufacturing AAC Blocks	3 State-of-the-art manufacturing facilities
Only Company under AAC industry to generate Carbon Credits	Products sold under reputed brand NXTBLOC	500+ Team Strength	1,500+ Projects Pipeline	2,000+ Projects Executed
3 Year Revenue CAGR 19%	3 Year EBITDA CAGR 69%	Net Debt To Equity 1.11x	Return on Capital Employed 31%	Return on Equity 39%

Company Overview

- BigBloc Construction Limited is one of the largest manufacturer of AAC (Aerated Autoclave Concrete) blocks in India and also manufactures other block related products, with a total capacity of 8,25,000 m³ p.a. capacity.
- AAC blocks are a superior quality building material which provide unparalleled blend of strength, light weight, thermal insulation, sound proof, unsurpassed fire resistance and highly proficient building capability. AAC is a natural and non-toxic construction material, saves energy, and are eco-friendly.
- These AAC Blocks of the company are marketed in the Brand name of NXTBLOC, which is a green Product for Construction Industry.
- BigBloc aims to become an unparalleled name in the industry, manufacturing quality building materials that focus on sustainability. It also hopes to aid the construction and infrastructure industry in adopting green and sustainable practices for a better future.
- BigBloc has three state-of-the-art manufacturing units located at Vapi and Ahmedabad, Gujarat, and Palghar, Maharashtra, making it the one of the largest AAC manufacturer in India. However, with the ongoing capacity expansion plans, the company will catapult to become the largest AAC manufacturer in India by FY24.

Revenue (INR Mn) and EBITDA Margins (%)



Indigenous
Brands

NXTBLOC
AUTOCLAVED AERATED CONCRETE BLOCKS

NXTPLAST **NXTFIX**

ZMARTBUILD
Co-branded products under
JV with SCG International

NXTBLOCTM
AUTOCLAVED AERATED CONCRETE BLOCKS

The logo of Aerated Autoclaved Concrete Blocks embodies the brand through a minimalistic yet impactful design that takes inspiration from blocks.

NXTFIX

The NXTFIX logo for Block Joining Mortar draws inspiration from reduced spacing in the word "FIX" to visually convey the strength and durability of the company's product. By bringing the letters closer together, it symbolizes unity and cohesion, reflecting the mortar's ability to securely hold building materials together.

NXTPLAST

The NXTPLAST logo incorporates green color to highlight the protective nature of the company's plaster products, with half of the letters in "PLAST" colored green to visually associate it with wall protection.

Value Centric Approach

Quality

Strong believer and executioner of quality products and development- Economical, Environmental and healthy Housing across India.

Integrity

Create growth opportunity and trust for all employees and value for all stakeholders in the value chain by following the principles of agile enterprise.

Mission

To be the most preferred and most trusted company for green products and services that create safe and stable environment.



Core Values

Commitment

Rapid Sustainable Construction of Green buildings bearing Environmental Impact such as Global Warming and Carbon Footprint.

Vision

Committed to innovative growth through personal passion, reinforced by a professional mindset, creating value for all.

Eminent Leadership Team



Mr. Narayan Sitaram Saboo- Chairman & Executive Director

He has an invaluable 34 years of experience in management and operation of Textile Business and 10 years in AAC Block Business. He Holds a degree of Bachelor of Laws (LLB). Providing industry-wise leadership and management strategy are his key areas of expertise. He is actively associated with various social welfare.



Mr. Mohit Narayan Saboo- Director & CFO

Experience of 7 years in Corporate Taxation, Finance and Accounts. He is a Chartered Accountant by qualification. He is associated with the company since 2012. He is responsible for handling work related to Corporate Finance and Accounting, Secretarial and legal issues.



Mr. Naresh Sitaram Saboo- Managing Director

He is embedded with an experience of over 25 years in Textile Business and 10 years of experience in AAC Block Business. He has vast experience in providing strategic direction in selection of technology and machineries in setting up new manufacturing facilities, improvement of production processes and new ventures. Having international exposure, he is well aware of the latest trends in the manufacturing industry.



Mr. Manish Saboo- Marketing and Strategy Head

With over 10 years of experience working as a Commercial Manager, he is responsible for smooth project delivery and coordination. He has done his Masters in finance from Nottingham London. He manages the company's financial and marketing Operations. His functions as Executive director include Planning and execution of the company's marketing & Financial Strategy.

Mr. Sachit Gandhi Independent Director

With over 7 years of experience in Finance, Mr. Sachit Gandhi, Chartered Accountant by profession brings in-depth knowledge and skills to the Board that enables to make sound financial decisions for the betterment of the Company.

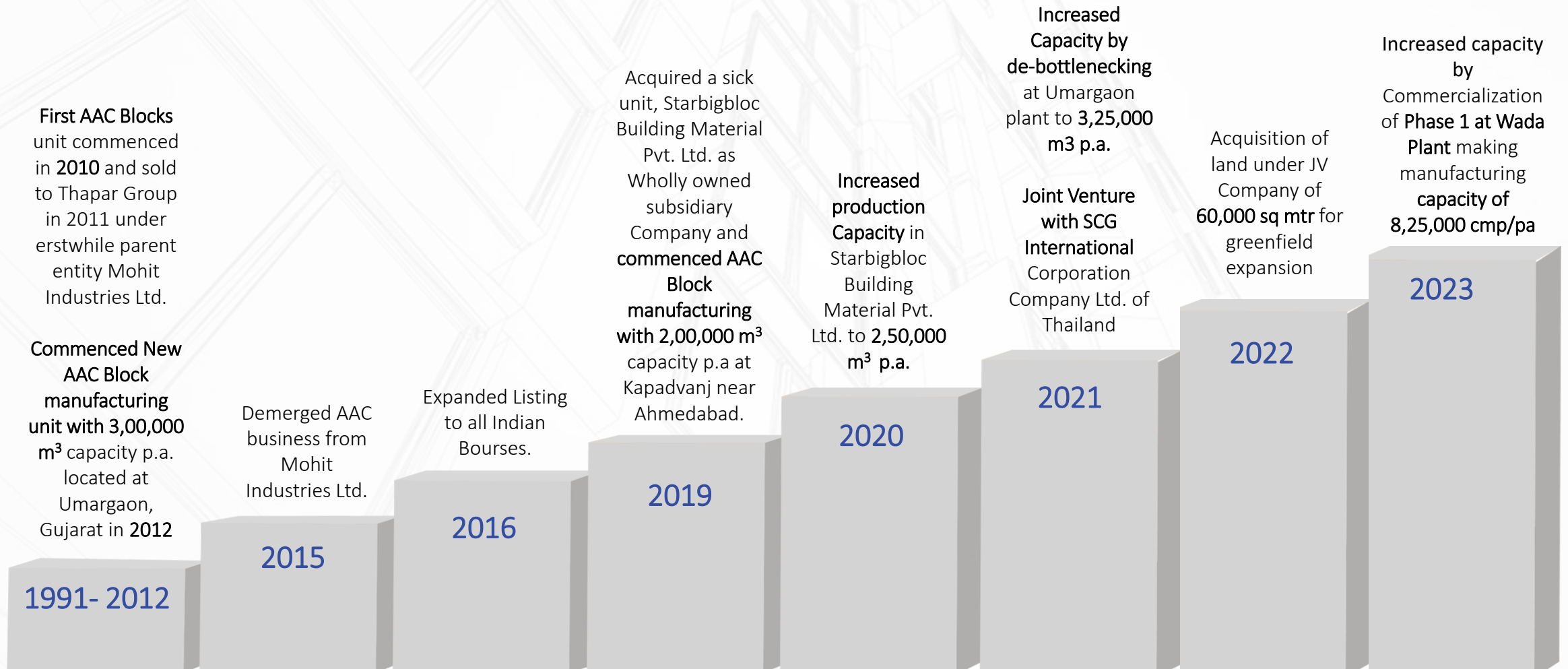
Ms. Samiksha Nandwani Non Executive - Independent Director

With over 9 years of experience in Merchandising and Marketing, she adds value to the Company by providing expertise in Marketing. She holds a Bachelor's degree in Marketing from Veer Narmad South Gujarat University.


Mr. Dishant Jariwala Non Executive - Independent Director

With over 6 years of experience, Mr. Dishant Jariwala's contribution to the Company's graphic designing and publishing system team has been noteworthy. He has worked with Kwaliti Silk mills in the past. He holds a Bachelor's degree in Chemical Engineering from SCET Engineering College.


Building BigBloc



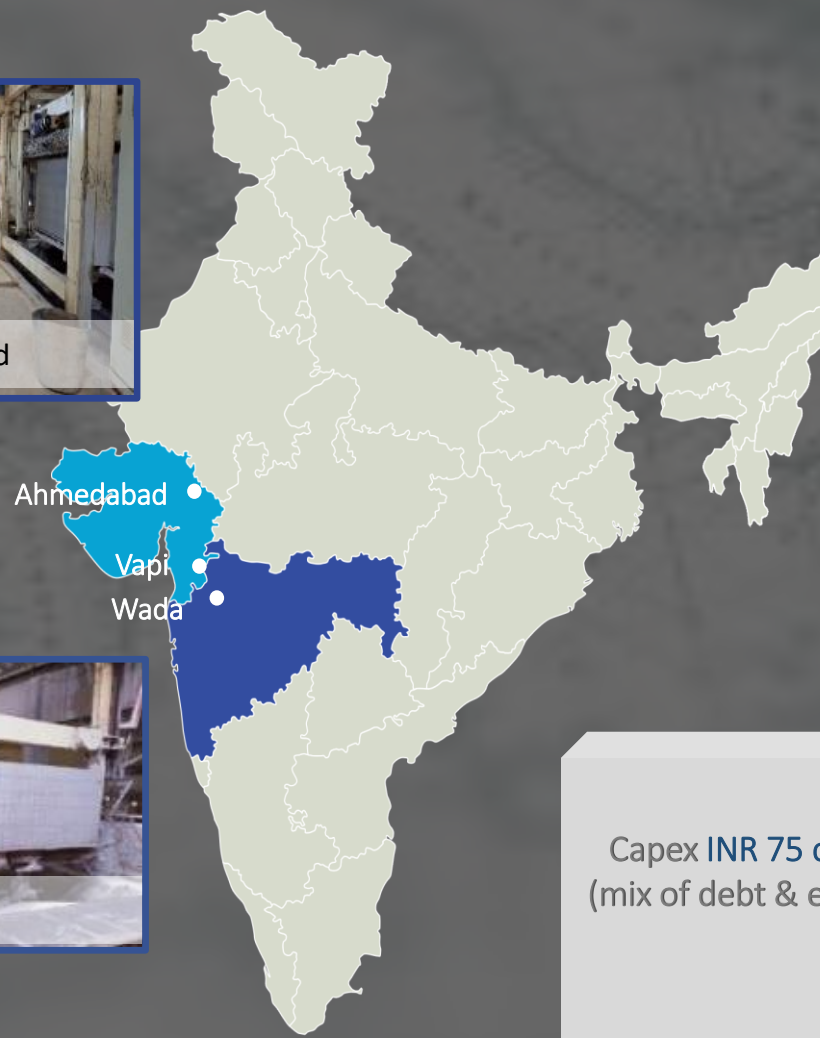
Manufacturing Prowess



Ahmedabad



Vapi



	Existing			Upcoming	
	Umargaon, Vapi	Kapadvanj, Ahmedabad	Wada, Maharashtra	Wada, Maharashtra	Kapadvanj, Ahmedabad (Joint- Venture)
Capacity (CBM/ P.A)	3,25,000	2,50,000	2,50,000	2,50,000	3,00,000
Carbon credit potential (Units/ P.A)	60,000 to 65,000	50,000 (registration under process)	Registration under process	1,00,000 (at full capacity)	50,000 to 60,000
Products Manufactured	AAC Blocks	AAC Fly Ash Blocks & Sand Based Blocks	AAC Blocks	AAC Blocks	AAC Blocks & Panels

Expansion Plans

Capex INR 75 crore (mix of debt & equity)

60% subsidy from State Government

Post Expansion, Bigbloc will be the largest manufacturer of AAC blocks in India

The plants together shall generate 3,00,000 tons of carbon credit every year

Sales & Distribution Strength



Developers

Direct Sales to Marquee Developers



Cement Companies

Regular Clients like ACC & Ambuja



Government

Supplies to the likes of CIDCO



Project Sales

Large Projects like Lodha Palava etc, are directly marketed through construction companies



Direct Marketing



Marquee and reliable clients



Wide network of distributors



Direct Developer Relationship Team More than 50% of the top 7 developers of Mumbai



Credit Profiling of Customers is done before supplies

Marquee Clientele across Residential, Commercial & Hospitality

Realty/ Real Estate

Construction

--	--

OEM's

--	--

Government Bodies

--

Some Distinguished Projects Executed

BigBloc stands tall and apart is due to its ability to develop, hone and maintain long-lasting relationships with its clients by providing superior quality of sustainable environmental friendly AAC blocks.

Lodha Group



Palava Township; Spread across 4,500 acres, is a business and residential project that is an all encompassing and integrated smart city in Dombivali, Maharashtra; offering luxurious residences in various compositions, along with premium experiences of shopping, entertainment and business.

Kanakia Group



Rainforest; Spread across 4.5 acres, is a residential project that offers luxurious 1, 2 and 3 BHK apartments in Andheri East, Mumbai. Inspired by the Amazonian rainforests, this property is built amidst lush greenery providing a serene environment for nature lovers.

L&T



Crescent Bay; spread across 7 acres, is a residential project that offers luxurious 2, 3 and 4 BHK apartments in Parel, Mumbai. Touted as one of L&T Realty's most premium projects, Crescent Bay provides elegant solutions for modern families.

Lodha Group



World One; spread across 17 acres, is a residential project that offers luxurious 3, 4 and 5 BHK apartments in Lower Parel, Mumbai. With a height of 919 feet, the project boasts of being a 76-storey skyscraper in the heart of South Mumbai.

Regency Group

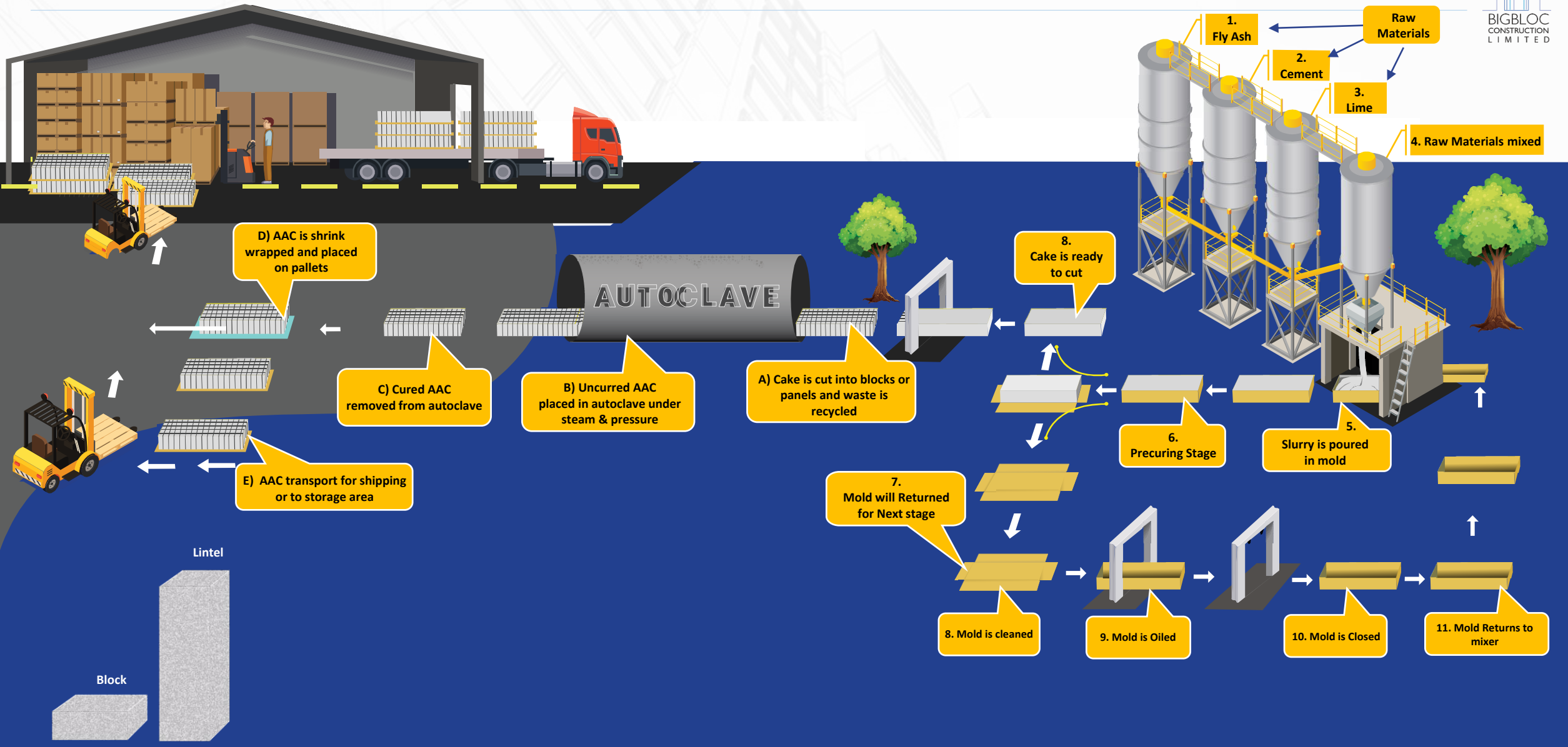


Regency Sarvam; spread across 68 acres, is a residential project that offers luxurious 1, 2 and 3 BHK apartments near Titwala, Maharashtra.



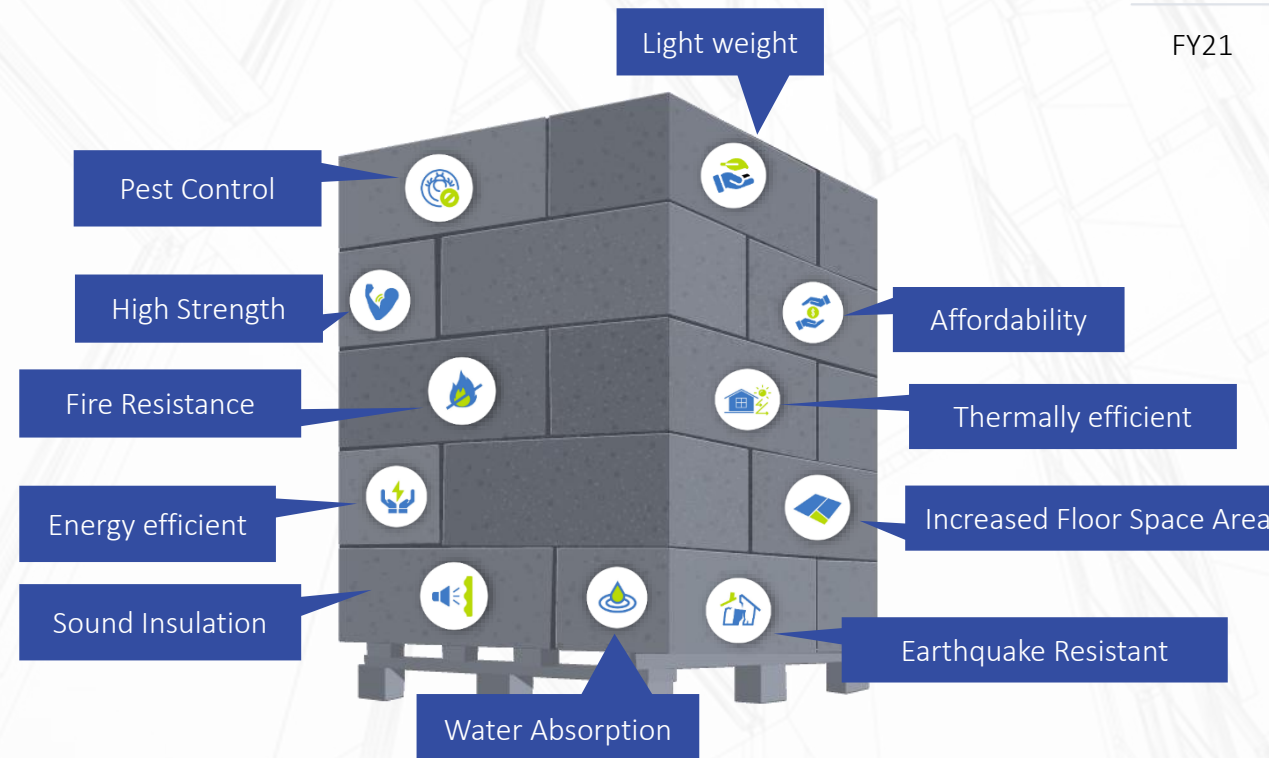
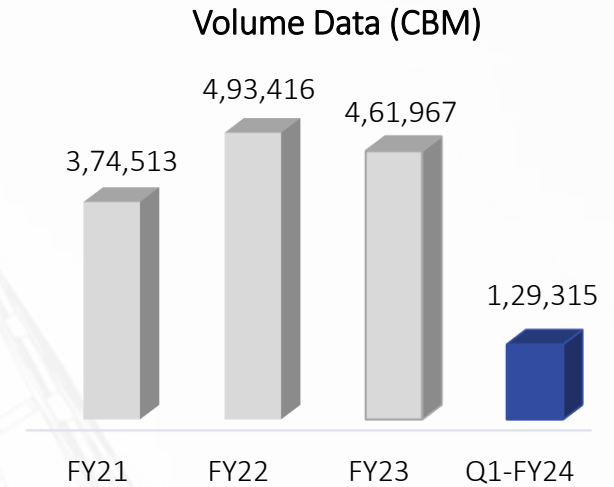
Business Overview

Manufacturing Process



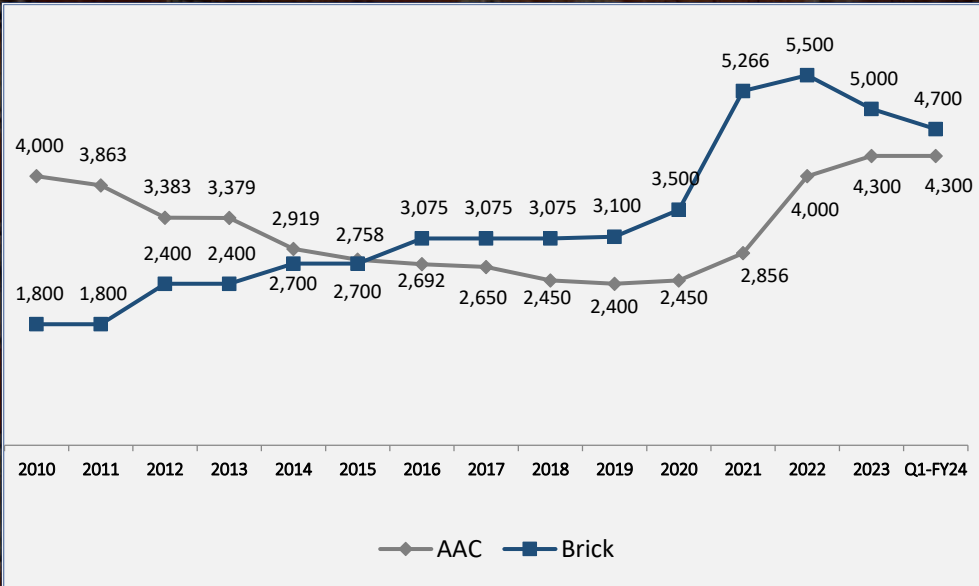
Blocks of the Future - AAC Blocks

- AAC is a steam-cured mix of sand or pulverized fuel ash (PFA), cement, lime and aeration agent. The high-pressure steam-curing in autoclaves achieves a physically and chemically stable product where the density of AAC Blocks is 1/3rd of red bricks.
- AAC comprises myriads of tiny non-connecting air bubbles which give AAC its incredibly diverse qualities and make it a terrific insulator. AAC is a natural and non-toxic construction material, saves energy, and is friendly to the environment.
- NXTBLOC, AAC blocks are a superior quality building material that offer a unique combination of advantageous features like:



AAC Blocks Vs. Red Bricks

Price Trend of AAC Block and Red Brick



WEIGHT:

AAC blocks weigh 600 kg/m³ as against Bricks which weigh 2,000 kg/m³ as a result it drastically reduces the dead weight of the building resulting in to reduction in steel and cement i.e. structural costs.

REJECTION RATE:

Rejection rate in Bricks is 10-15% higher than AAC. Also 9 Bricks equals 1 AAC block, therefore rejection rate is further lower for AAC

COST & TIME SAVINGS:

Putty work can be done without plaster in case of AAC resulting in cost savings. AAC also reduces air conditioning bills due to its excellent thermal insulation property. AAC wall construction involves 1/3rd the joints as it is 9 times the size of a clay brick, thus an overall savings in time and as a result labour costs.

SIZE:






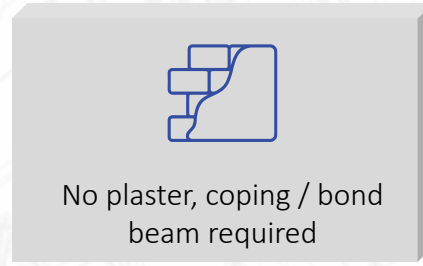
AAC Blocks are available in various sizes with more carpet area available as compared to red bricks, additionally, Number of joints required while using AAC blocks is less than that of red bricks .

ENVIRONMENTAL IMPACT:

AAC does not consume top layer agricultural soil unlike Bricks. It also consumes significantly less coal and emits less CO₂ as compared with Bricks. 65% of the raw material by weight is fly ash which is a waste for thermal power plants and has toxic effects

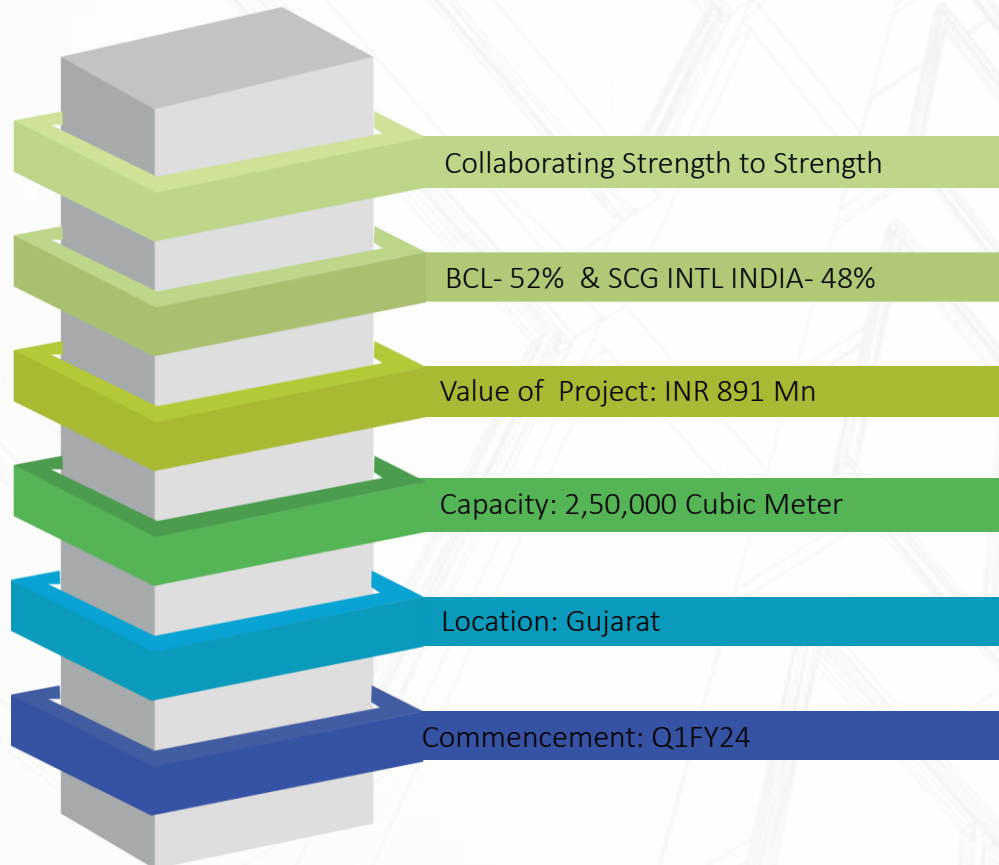
New Initiative: ALC PANELS

- ALC panels Autoclaved Lightweight Aerated Concrete panels are composite material consisting of cement, lime, and silica sand. These panels use two-way welded steel mesh as reinforcement.
- These panels are the next-generation versatile green building material that possess superior technical and functional advantages.
- ALC panels are used for external and internal non-load bearing walls, roof, floor etc. for commercial, industrial, and residential buildings.



An Invaluable Collaboration with Siam Cement Group

- In 2021, BigBloc entered into a strategic Joint Venture with Siam Cement Group (SCG) of Thailand with 48% holding with SCG and 52% with BigBloc.
- SCG, established in 1913 is one of the largest cement and building material companies in Thailand and Southeast Asia and ranks 2nd in 2021 Forbes list.
- The JV has started capacity building and is expected to commence operations by FY24 with collaborative marketing expenses.



Sustainability at our Core

Sustainable Construction



Sustainability by increasing the efficiency of resources used for constructing buildings & in sites as well as reduce the likely adverse impacts of real estate development on human health and the environment through better planning, design, construction, operation and maintenance.

Green Building



Increasing awareness worldwide to the concept of 'Green Building', builders, architects and engineers are working towards constructing buildings that are designed in such a way that it can reduce the overall impact of the built environment on human health and the natural environment.

Global Warming



Reduction of global warming caused by the use of traditional building materials also cause top soil erosion, thereby devastating the land's cultivation potential permanently by replacing it with AAC Blocks.

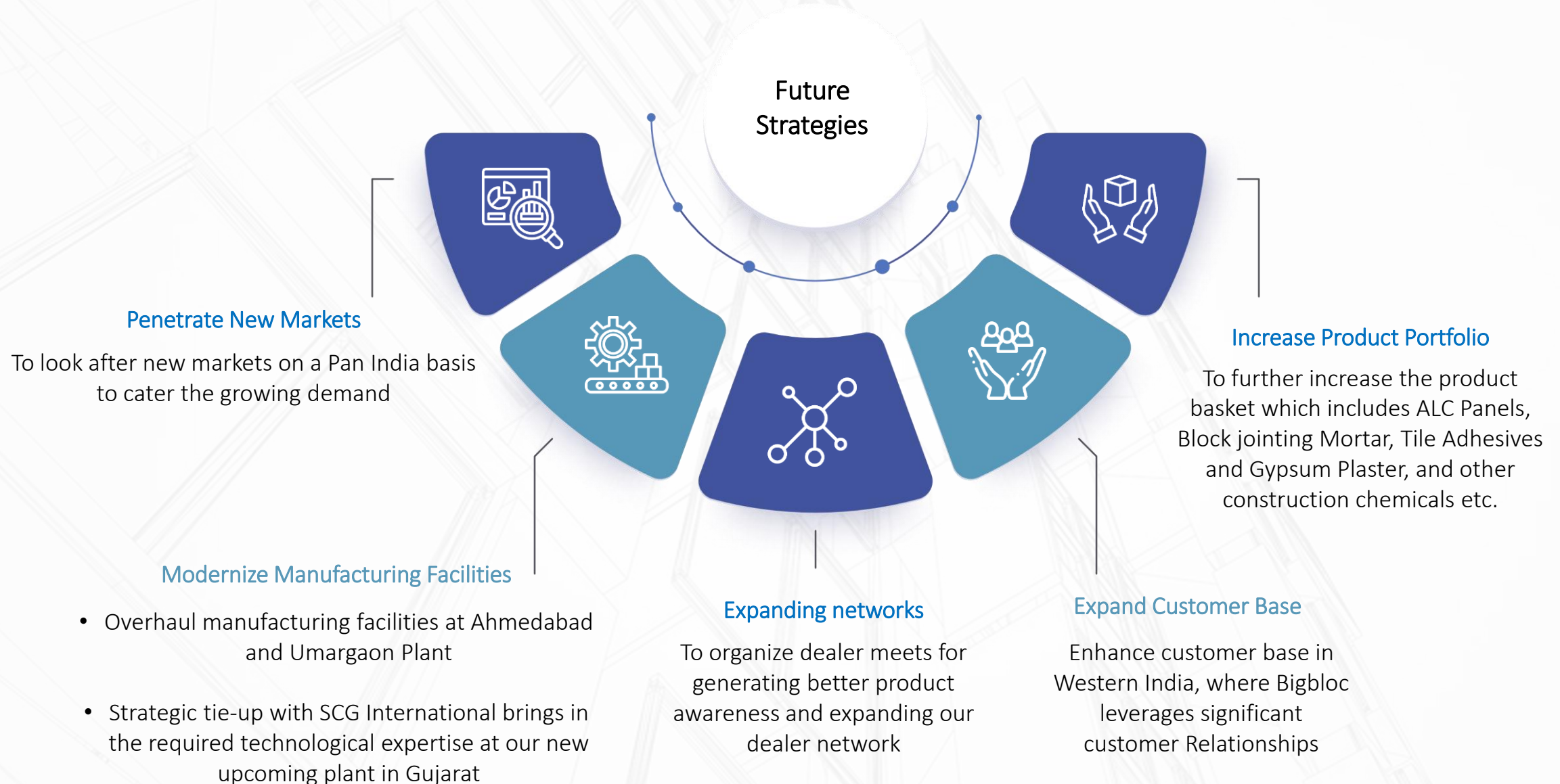
Carbon Footprint



The carbon foot prints of NXTBLOC AAC blocks are considerably less compared to traditional walling materials (Per sq. ft. carbon levels: AAC blocks 2.13 kg of CO₂, clay bricks 17.6 kg of CO₂, concrete walls 14 kg of CO₂).

Environment Responsible Organization

Future Growth Strategies





Industry Overview

AAC Industry Scenario - Global & India

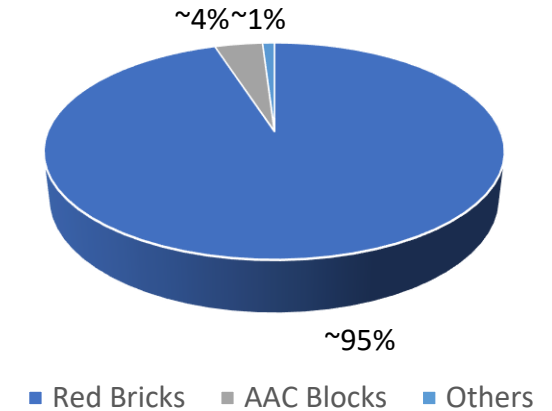
Global Scenario:

- The global AAC market is valued at about USD 19.5 Bn in 2021 and is further expected to grow at a CAGR of 6.20% during the forecast period of 2023-31 to reach almost USD 34.3 Bn by 2031.
- The Asia Pacific region is projected to hold the largest market share in the AAC Market globally. China's emergence as a global manufacturing hub has increased the demand for blocks, cheap labor, and easy availability of raw materials to boost the production.
- The growing population and urbanization is expected to drive the growth of the market. The AAC market is expected to demonstrate the fast growth due to the development of smart cities and green buildings, including the commercial, and residential buildings. Moreover, increasing government investments in infrastructure projects is also expected to propel the growth of the regional market.

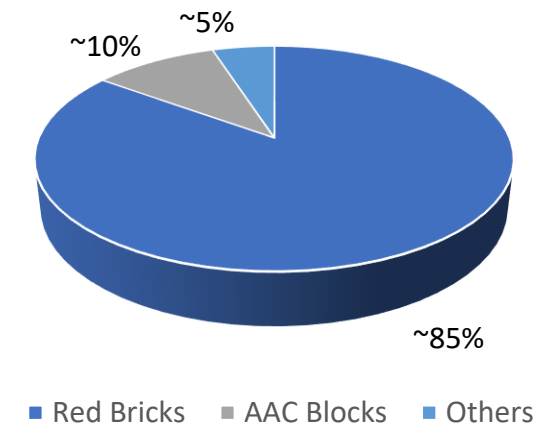
Indian Scenario:

- India is considered as the New land of Opportunity for AAC Blocks industry. The Indian AAC blocks market is anticipated to register INR 11,095 Crs at a CAGR of 14.3% during the forecast period 2020-27.
- India is the second largest block manufacturer in the world after China.
- Indian block industry is almost entirely unorganized and characterized by the presence of large number of small scale manufacturers which compete with one another at the regional level.
- India has a total of 150-180 plants whereas China has over 3,000 plants.
- Despite the high growth of AAC Block in building applications during the last decade, it is only 7-8% of the industry, while 85-90% of the industry is still dominated by Red Bricks, which means enormous potential in the years to come.
- Recent developments indicate that Indian markets are increasingly accepting AAC blocks as a sustainable alternative for clay and red bricks. However, a lot more traction will follow in the near future as builders and architects increasingly become aware of the cost, sustainability and structural advantages of AAC blocks.
- In 2021, India was ranked third in the US Green Building Council (USGBC) annual list of top 10 countries outside the US for leadership in Energy and Environmental Design (LEED).

India Market share 2015



India Market share 2023



AAC Growth Drivers

Construction Industry:

The construction industry in India is expected to reach USD 1.4 Tn, by 2025. This growth is expected to be fueled by the increasing demand for residential and commercial properties due to factors such as urbanization, smart city initiatives, and the development of industrial corridors.

New Investments:

India's start-up culture and business prowess is enabling the demand for office spaces in the country, which has been growing rapidly. Around an estimated USD 1.3 Tn is likely to be invested in housing over the next seven years, during which an estimated 60 Mn new homes will be built.

GST:

Post implementation of GST, the applicable tax rate is 12%, reduced dramatically from ~24-25%.

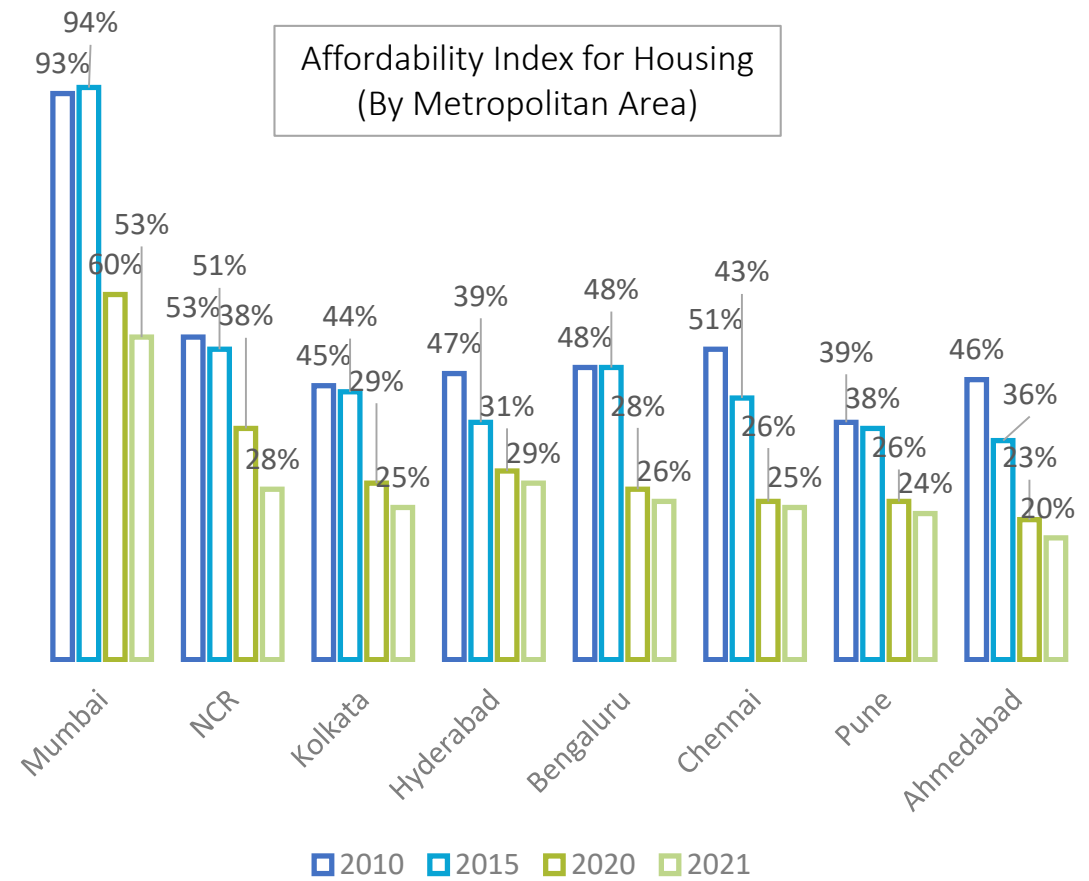
Govt. Initiatives:

The Indian government's sharp focus on affordable housing policies is expected to increase the rate of availability of affordable housing to around 70% by 2024. With increasing regional government projects and expanding real-estate industry, demand for ACC is expected to see an upsurge. Projects such as Pradhan Mantri Awas Yojana, Police Housing, Kanya Shiksha Parishar, etc. where the Government has made mandatory to use AAC Blocks.

Pricing:

Pricing of red bricks has been on an increasing spree whereas the blocks prices have been much cheaper which has resulted in conversion to fly ash blocks. Rising demand for lightweight construction materials, growing preferences for low-cost houses.

Income to EMI Ratio:
A massive increase in affordability coupled with rise in disposable income offers tremendous future prospects.





Financial Overview

Historical Consolidated Income Statement

Particulars (INR in Mn)	FY21	FY22	FY23	Q1-FY24
Revenue from Operations	1,030	1,752	2,001	549
Operating Expenses	908	1,481	1,500	422
EBITDA	122	271	501	127
<i>EBITDA Margins (%)</i>	<i>11.84%</i>	<i>15.47%</i>	<i>25.04%</i>	<i>23.13%</i>
Depreciation	52	59	61	24
Finance Cost	44	37	42	22
Other Income	1	6	8	1
PBT	27	181	406	82
Taxes	2	20	105	23
PAT	25	161	301	59
<i>PAT Margins (%)</i>	<i>2.43%</i>	<i>9.19%</i>	<i>15.04%</i>	<i>10.75%</i>
Earnings Per Share (EPS)	0.35	2.27	4.28	0.85

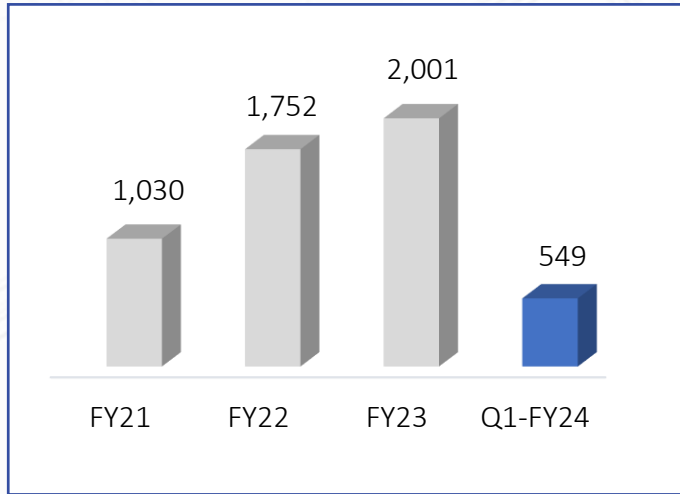
Historical Consolidated Balance Sheet

Particulars (INR Mn)	FY21	FY22	FY23
EQUITY AND LIABILITIES			
a) Equity Share Capital	142	142	142
b) Other Equity	178	328	612
c) Non-Controlling Interest	-	-	18
Shareholders Fund	320	470	771
Non-Current Liabilities			
a) Long-term Borrowings	368	301	645
b) Deferred tax liabilities (net)	28	27	31
c) Other long term liabilities	1	1	7
Total Non-current Liabilities	397	329	683
Current Liabilities			
a) Short-term Borrowings	242	125	228
b) Trade payables	159	162	179
c) Other financial liabilities	1	1	2
d) Other current liabilities	17	32	31
e) Current tax liabilities	2	21	99
Total Current Liabilities	421	341	537
Total Equity and Liabilities	1,138	1,140	1,991

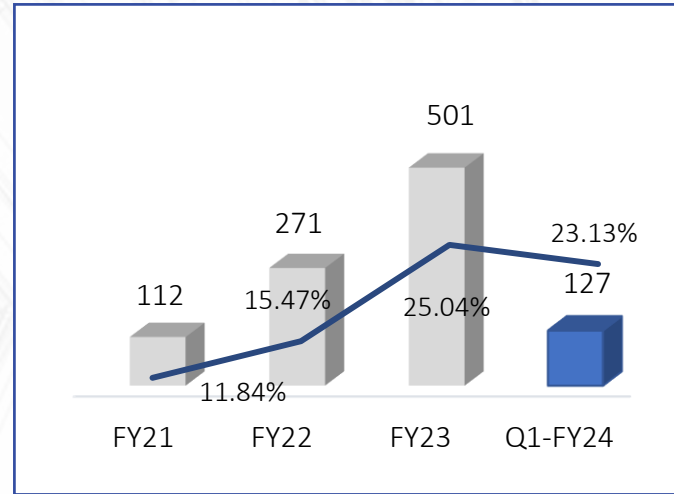
Particulars (INR Mn)	FY21	FY22	FY23
ASSETS			
Non-Current Assets			
a) Property, Plant and Equipment	654	647	806
b) Capital WIP		-	410
c) Goodwill	54	54	54
d) Other Intangible Assets	0	0	2
e) Investments	0	5	4
f) Other Financial Assets	5	5	10
g) Other Non-current Assets	3	1	21
Total non-current assets	716	711	1,306
Current Assets			
a) Inventories	88	63	110
b) Trade Receivables	239	263	311
c) Cash & Bank Balances	3	3	17
d) Loans	18	15	99
e) Other Current Assets	74	85	147
Total Current Assets	422	429	684
Total Assets	1,138	1,140	1,991

Historical Consolidated Financial Performance

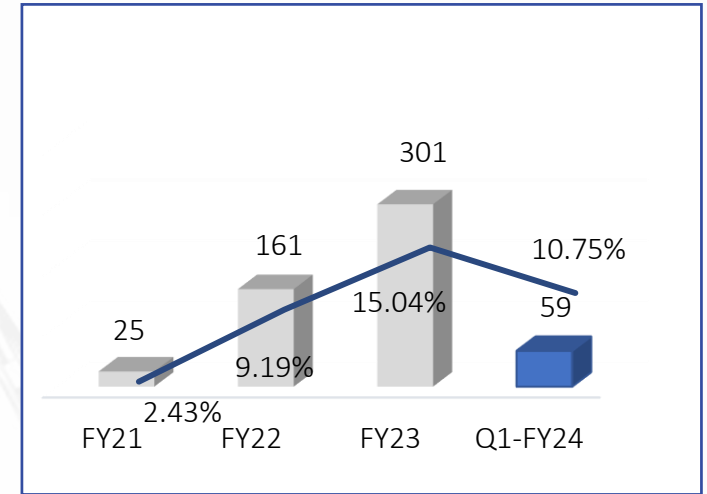
Revenue (INR Mn)



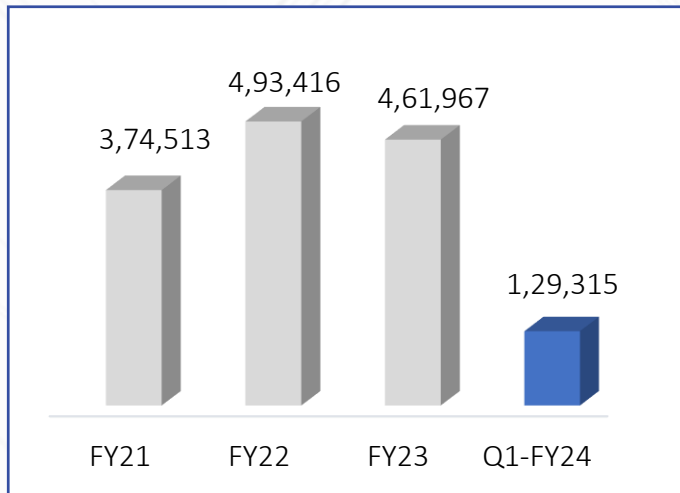
EBITDA (INR Mn) & EBITDA Margins (%)



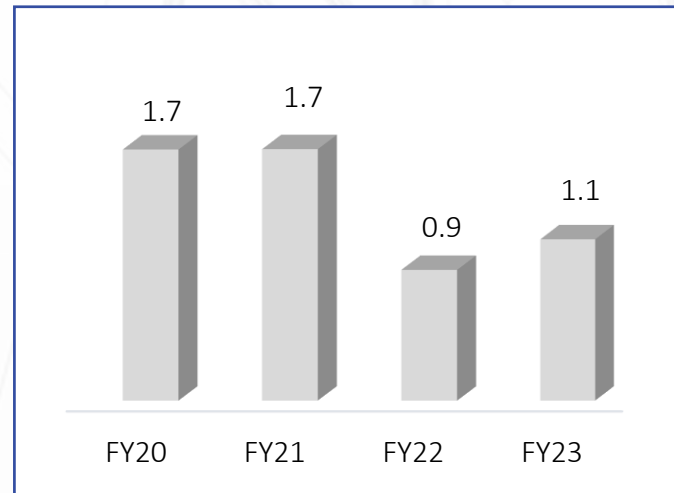
PAT (INR Mn) & PAT Margins (%)



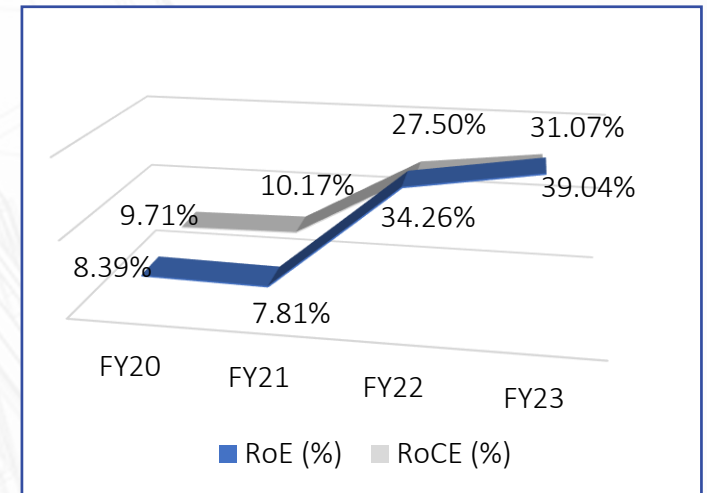
Sales Volumes (CBM)



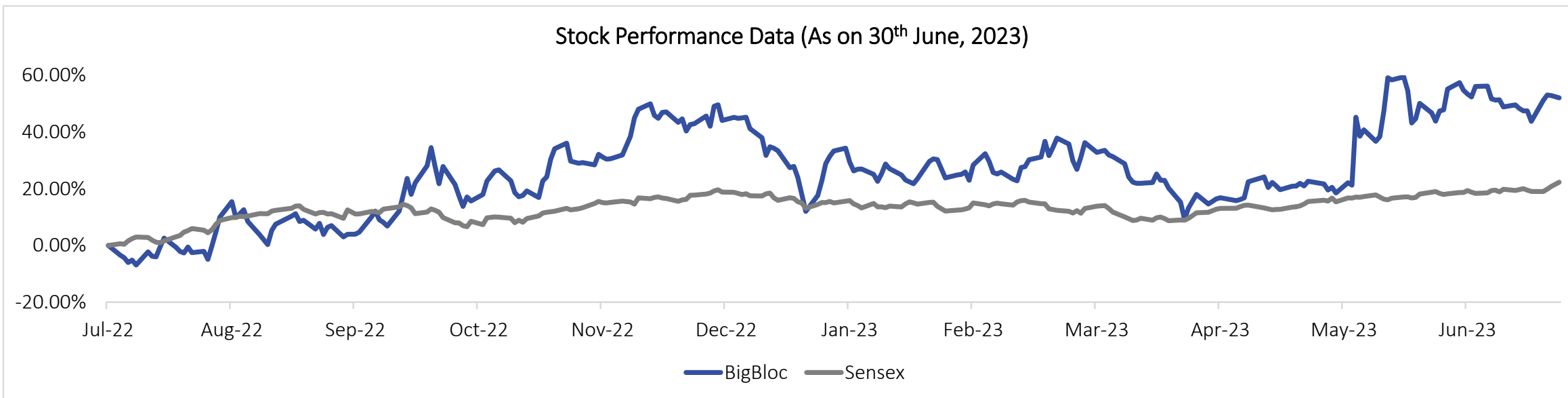
Net Debt to Equity (x)



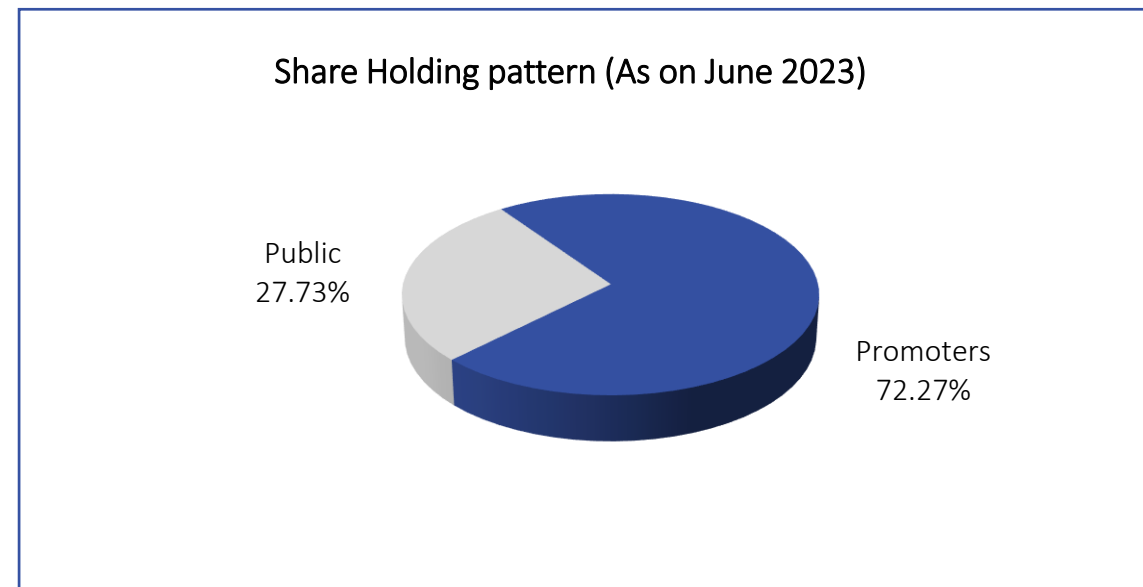
RoE & RoCE (%)



Capital Market Information – Shareholding Pattern to be updated



Price Data (As on 30th June, 2023)	
Face Value	2.0
CMP	164.4
52 Week H/L	179.3 / 99.6
Market Cap (INR Mn)	11,637.5
No. of Share outstanding (Mn)	70.8
Avg. Trading Volume ('000)	94.0
Avg. Net Turnover (INR Mn)	13.6



Disclaimer

BigBloc Construction Limited

No representation or warranty, express or implied, is made as to, and no reliance should be placed on, the fairness, accuracy, completeness or correctness of the information or opinions contained in this presentation. Such information and opinions are in all events not current after the date of this presentation. Certain statements made in this presentation may not be based on historical information or facts and may be "forward looking statements" based on the currently held beliefs and assumptions of the management of BigBloc Construction Limited ("BigBloc"), which are expressed in good faith and in their opinion reasonable, including those relating to the Company's general business plans and strategy, its future financial condition and growth prospects and future developments in its industry and its competitive and regulatory environment.

Forward-looking statements involve known and unknown risks, uncertainties and other factors, which may cause the actual results, financial condition, performance or achievements of the Company or industry results to differ materially from the results, financial condition, performance or achievements expressed or implied by such forward-looking statements, including future changes or developments in the Company's business, its competitive environment and political, economic, legal and social conditions. Further, past performance is not necessarily indicative of future results. Given these risks, uncertainties and other factors, viewers of this presentation are cautioned not to place undue reliance on these forward-looking statements. The Company disclaims any obligation to update these forward-looking statements to reflect future events or developments.

This presentation is for general information purposes only, without regard to any specific objectives, financial situations or informational needs of any particular person. This presentation does not constitute an offer or invitation to purchase or subscribe for any securities in any jurisdiction, including the United States. No part of it should form the basis of or be relied upon in connection with any investment decision or any contract or commitment to purchase or subscribe for any securities. None of our securities may be offered or sold in the United States, without registration under the U.S. Securities Act of 1933, as amended, or pursuant to an exemption from registration there from.

This presentation is confidential and may not be copied or disseminated, in whole or in part, and in any manner.

Valorem Advisors Disclaimer:

Valorem Advisors is an Independent Investor Relations Management Service company. This Presentation has been prepared by Valorem Advisors based on information and data which the Company considers reliable, but Valorem Advisors and the Company makes no representation or warranty, express or implied, whatsoever, and no reliance shall be placed on, the truth, accuracy, completeness, fairness and reasonableness of the contents of this Presentation. This Presentation may not be all inclusive and may not contain all of the information that you may consider material. Any liability in respect of the contents of, or any omission from, this Presentation is expressly excluded.

Valorem Advisors also hereby certifies that the directors or employees of Valorem Advisors do not own any stock in personal or company capacity of the Company under review.



For further details please contact our Investor Relations Representatives:

VALOREM ADVISORS

Mr. Anuj Sonpal

Tel: +91-22-49039500

Email: bigbloc@valoremadvisors.com



Thank You